



Model: BR500 series

intelliBARRIER

INTELLIGENT VEHICLE BARRIER GATE

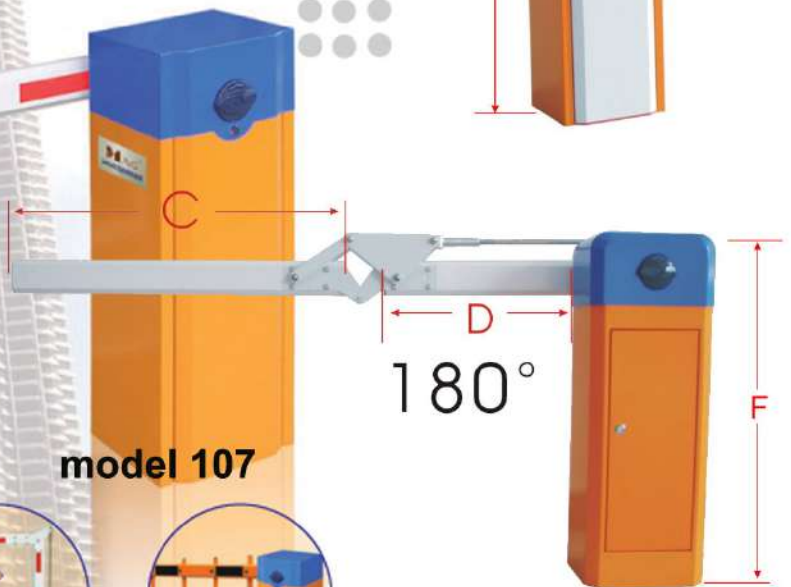
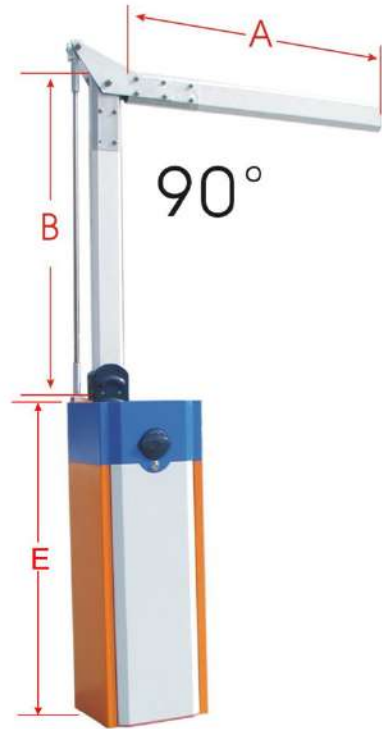
Effective vehicle traffic and parking access control for residential, commercial & industrial application

MAG intelliBarrier gate is designed using innovative technology and manufactured with precision machinery to guarantee satisfaction in quality and reliability for years to come.

MAG intelliBarrier gate has been lab tested for more than 2.5 millions opening / closing and still without any degrade in performance. No limit switch design minimizes mechanical wear and enhances barrier life time.

BR500 series also offer a complete range of arm (folding, fence and swing out).

Intelligent
Innovative
Heavy duty



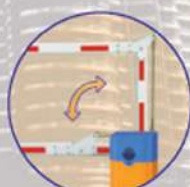
model 107



Swing out arm



Folding arm 180°



Folding arm 90°



Fence arm



model 201



BR500 series intelligent vehicle barrier gate system.

Intelligent



Safety



Heavy duty



Easy to use

Features:

Intelligent processor auto detect open / close accurately without limit switch.

Unique lever design and smart motor control eliminate bouncing at end position and allow swift arm movement.


Clutch can be conveniently released for manual operation without opening top cover.

AC motor is more powerful and maintenance free.


Arm is self-locked even at power failure to avoid tampering. Arm will auto-reverse when hitting an obstacle during closing. Arm will swing out if hit directly (only BR510).

Additional photo beam and traffic light (red & green) can be added to further enhance safety. Built-in MCB to protect against electric hazard.

Sturdy and strong housing (2.5 mm thickness mild steel). Housing is polished, phosphorized and further finished with plastic coating to ensure long lasting bright colors.



2fence



3fence